




CANADA'S CENTRE FOR
PANDEMIC RESEARCH





“VIDO has earned a reputation as one of the world’s most advanced infectious disease research facilities. And this is not just a prairie success story, this is a great story for Canada and indeed internationally.”

— The Honourable Jim Carr, Special Representative for the Prairies, announcing \$59.2 million for VIDO in the April, 2021 federal budget



Contents

MESSAGE FROM THE CHAIR	4
MESSAGE FROM THE DIRECTOR AND CEO	6
RESEARCH HIGHLIGHTS	8
FACILITY HIGHLIGHTS.....	16
FRIENDS OF VIDO	18
FINANCIAL HIGHLIGHTS	20
2020-2021 COMMUNITY LIAISON COMMITTEE REPORT	21

Vision, Mission, Values

VISION

**Healthy People,
Healthy Animals**

MISSION

**To Protect the World
from Infectious Diseases**





VALUES

Excellence

We bring relentless passion for progress and meaningful impact every day, as we strive to be known as global thought leaders and innovators.

Commitment

We are purpose driven, committed to being the best we can be, constantly working to improve ourselves, to cultivate our knowledge and attitudes and to achieve positive change.

Respect

We strive for inclusivity and exhibit deferential regard for all manners of diversity and value the talents and beliefs of our clients, partners, and colleagues.

Team

We understand that success lies in our ability to trust each other, behaving with integrity through constructive collaboration, we support one other in the achievement of a common vision.

Accountability

We proactively focus on solutions and results by engaging others in decisions and plans that involve them, and collectively commit to those decisions.

Representation from **25+** countries

Over **45** PhD level scientists

160+ members of staff and students
(54% female, 46% male, 36% visible minorities)

Message from the Chair

When I became Chair two years ago, I could not have predicted the impact VIDO would have on the world. I commend Dr. Volker Gerds and the VIDO team for their phenomenal work over the last year. I would also like to thank the board for their contributions to support the organization during the pandemic.

Much of what we have accomplished over the past year focused on COVID-19, and that has rightfully received a lot of attention. However, it is critical to recognize the many team members whose work is focused on other infectious diseases. For many, their research was paused, so it is gratifying to see their projects resume.

VIDO's strength comes from a long history of serving livestock industries and this remains a key priority. In fact, it is the interface between human and animal health that makes VIDO so unique — most new diseases originate from this interface. We will continue to build on our roots in veterinary medicine and play a key role in developing solutions for emerging animal and human diseases as Canada's Centre for Pandemic Research.

The exciting next step is completion of our biomanufacturing facility and starting in-house vaccine production. This has been the missing piece in advancing our vaccines over the critical hump — from proving they work to getting them into the market. In addition, the new hires, training opportunities, and facility advancements planned for the next three years will ensure VIDO continues as a leader in our field.

The VIDO board recognizes and appreciates the financial contributions made by the Canadian and Saskatchewan Governments, City of Saskatoon, and many individual and corporate donors. Preparing to respond to emerging infectious diseases, human or animal, is now something we can do better than anyone else in Canada.









The cutting-edge research, expansion of our infrastructure, and expertise over the past year has defined VIDO as a global leader. The board and VIDO's leadership team will continue to work together and have committed to good governance and the path set by the updated strategic plan. I am very proud to be part of this organization and look forward to building on these achievements in the future.



Ryan Thompson

Chair, Board of Directors

Board of Directors



“We will continue to build on our roots in veterinary medicine and play a key role in developing solutions for emerging animal and human diseases as Canada’s Centre for Pandemic Research.”

- Ryan Thompson
Chair, Board of Directors



Message from the Director and CEO

The social and economic disruption caused by the pandemic presented challenges far beyond a global health crisis and millions of lives lost. The past year uncovered just how vulnerable we are to emerging infectious diseases and how important it is to be prepared.

VIDO is one of the world's largest infectious disease research organizations and we have been a global leader in COVID-19 research and development. I am very proud of our response to this pandemic. Not only were we one of the first research organizations in the world to isolate SARS-CoV-2 and develop a vaccine, VIDO also helped numerous organizations at multiple levels — from decontaminating N95 masks for front line healthcare workers to providing advice and completing research for groups from more than 10 countries.

This pandemic has demonstrated the importance of research organizations with the infrastructure and expertise to rapidly respond to emerging infectious diseases. This is the vision for VIDO — to become Canada's Centre for Pandemic Research. To support this vision, the Government of Canada, Government of Saskatchewan, City of Saskatoon, and the Friends of VIDO (individual and corporate donors) have provided crucial funding to help us enhance our infrastructure and expand our capacity.

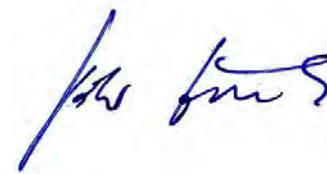
To ensure we are prepared for the next major disease outbreak, we are recruiting the best scientists in the world. In the past year we have hired four internationally recognized scientists whose expertise will drive future innovation as well as help train the next generation of researchers.

“This pandemic has demonstrated the importance of research organizations with the infrastructure and expertise to rapidly respond to emerging infectious diseases.”

We are establishing a GMP biomanufacturing facility to produce vaccines and therapeutics in our facility in Saskatoon. We are also building new animal housing and upgrading key areas of our containment level 3 facility to level 4 which will enable us to work with any pathogen.

These advancements will make VIDO one of the only organizations in the world that can drive discovery research for human and animal vaccines towards commercial development. Very early in the discovery process, we are identifying and addressing the criteria needed to commercialize our technologies using a Stage Gate Approach. These developments are changing the way we do our research.

With more than 45 years of experience in the human-animal health interface, and with these exciting enhancements to our organization, we have a very important role to play. The future is very bright for VIDO.



Volker Gerdts
DIRECTOR AND CEO

Senior Leadership Team



**Cam
Ewart**

ASSOCIATE DIRECTOR,
OPERATIONS AND
MAINTENANCE



**Volker
Gerdts**

DIRECTOR
AND CEO



**Paul
Hodgson**

ASSOCIATE DIRECTOR,
BUSINESS
DEVELOPMENT



**Trina
Racine**

ASSOCIATE DIRECTOR,
VACCINE DEVELOPMENT



**Lorne
Vanin**

ASSOCIATE DIRECTOR,
FINANCE AND
ADMINISTRATION



**Andrew
Van Kessel**

ASSOCIATE DIRECTOR,
RESEARCH

Research Highlights

As Canada's Centre for Pandemic Research, VIDO focused much of its resources and research activity on COVID-19 and made major contributions to the global effort to fight this pandemic.

Furthermore, our team continued to make significant advances in other human and animal research projects. These advances were accomplished as a result of the dedication and resourcefulness of our entire team, despite the challenges faced during the pandemic.

The highlights on the following pages describe the progress of a selection of our research and development projects. Detailed descriptions of our ongoing research and its impact can be found at vido.org.




Tackling the global pandemic

COVID-19 has claimed the lives of millions of people worldwide, placed unprecedented strains on healthcare systems, and decimated the global economy.

Recognizing the potential severity of this new disease, VIDO led the Canadian research response. We were the first in Canada to isolate SARS-CoV-2 (the virus that causes COVID-19), the first to develop animal models of the disease (ferret and hamster), and the first university-based organization in Canada to have a vaccine in clinical trials. Furthermore, we have supported the efforts to stop COVID-19 by engaging with over 200 organizations across Canada and internationally to advance the development of their vaccines, antivirals, and therapeutics. New variants of concern and “long-hauler” disease highlight the importance of continued research.

In June 2021, we announced positive Phase 1 clinical trial results for COVAC-2—one of our two subunit candidate vaccines developed by a team led by Dr. Darryl Falzarano. Interim data from the study demonstrated that COVAC-2 is safe. Importantly, the vaccine significantly increased the participants’ antibody levels, including neutralizing antibodies against SARS-CoV-2. Neutralizing antibodies are associated with protection.

A new clinic trial site has opened in Saskatoon. This expands the opportunity to Saskatchewan residents who are interested in supporting a locally developed vaccine. In addition to COVAC-2, we are also advancing the development of COVAC-1, our second vaccine candidate. We will continue to conduct clinical trials over the next year, aiming to apply for regulatory review and approval in 2022.



Uncovering a possible link between Salmonella and Alzheimer's

Salmonella is the most common cause of human foodborne illness worldwide. The bacteria are responsible for millions of infections each year and billions of dollars in economic impact.

Most people who get sick from Salmonella recover without treatment. However, approximately 5% of people develop an autoimmune condition known as reactive arthritis. VIDO's Dr. Aaron White and a group of collaborators at Temple University (Philadelphia, USA) have discovered that a biofilm protein produced by Salmonella could be what causes this autoimmune response.

Scientists have been studying Salmonella for over 100 years, but parts of the infection process still remain a mystery. We know that Salmonella can form biofilms - dense collections of bacteria that stick together - which help it to survive outside of a living host.

White's team discovered that biofilms (previously only thought to form in the environment) can form in the gut before leaving the body. This strategy enhances

survival in the environment which increases the likelihood of an outbreak or additional infection.

Salmonella biofilms produce an amyloid protein called curli-thin fibres that protrude from the surface and help the bacteria stick together like velcro. A buildup of similar amyloid proteins has been associated with neurodegenerative diseases such as Alzheimer's, Parkinson's, and amyotrophic lateral sclerosis (ALS, or Lou Gehrig's disease).

While we do not know how these neurodegenerative diseases start, some scientists suspect something triggers the accumulation of amyloid proteins. Dr. White speculates that Salmonella's production of curli and formation of biofilms in the gut during infections could be one of these triggers.

The next phase in Dr. White's research is to determine if curli interacts with the amyloid proteins involved in these devastating human diseases.

COVID-19

We are developing subunit vaccines. Subunit vaccines contain purified viral proteins (an antigen) that are not infectious, and often also contain an adjuvant. An adjuvant is a compound that helps your body produce a better immune response against the antigen, so the vaccine works better.

Our two vaccine candidates contain the same antigen, but different adjuvants:

COVAC-1 (coronavirus vaccine-1) is formulated with an adjuvant originally developed by VIDO and collaborators as part of the original Grand Challenges in Global Health Initiative funded by the Bill & Melinda Gates Foundation.

COVAC-2 is formulated with Sepivac SWE™, an adjuvant developed by Seppic and the Vaccine Formulation Institute (VFI).



The pork industry contributes approximately **\$24 billion** annually to the Canadian economy.



Safeguarding the industry from African swine fever

African swine fever (ASF) is a devastating viral disease that is spreading through parts of Asia and Europe and has recently been detected in the Americas. The virus survives well in the environment, is highly contagious, and can cause close to 100% mortality in farmed and wild pigs. There is no effective vaccine or treatment.

As one of the top three pork exporters in the world, ASF poses a significant threat to Canada's pork industry—both for pig health and for the impact a positive case could have on international market access. The pork industry contributes approximately \$24 billion annually to the Canadian economy.

Globally, several live attenuated (weakened) vaccines are in development. However, the need to differentiate infected from vaccinated animals, and the potential for the attenuated virus to revert to the disease-causing form, hinders this vaccine platform from being used in many countries.

A team led by Dr. Suresh Tikoo is developing a non-pathogenic viral vector vaccine that delivers a non-infectious part of the ASF virus' genetic material to pigs. This could induce protective immunity in pigs and allow differentiation between infected and vaccinated animals. As a two-pronged approach, the team is also identifying antiviral compounds that could be administered to pigs to prevent viral replication and stop the spread of the virus.

To facilitate ASF research, Dr. Tikoo's team is developing a cell line that could be used to evaluate virus host interactions. While ASF research has been hindered by a lack of continuous porcine cell lines in which to grow the virus, the cell line may also be useful for the commercial production of potential live attenuated ASF vaccines for international use.

Improving protection against swine flu

Swine influenza causes significant economic losses for the pig industry. Although rare, the viruses can also infect humans—as occurred with the H1N1 virus in 2009, variant H3N2 viruses, and the recent human infection with swine influenza virus H1N2 in Alberta.

While vaccination is the primary method used to protect against swine influenza and reduce the risk of generating variant viruses, optimal vaccine efficacy depends on matching the vaccine to the circulating strains.

Surveillance work suggests that virus populations in Canada and the United States are different—meaning commercial vaccines formulated for US swine herds may not provide protection in Canada.

To protect Canadian herds, Dr. Yan Zhou's team is developing a vaccine against the swine influenza viruses (H1N1, H1N2, and H3N2) that impact Canadian pork producers. Zhou's team has already developed an H1N1-based live attenuated vaccine that protects piglets, even in the presence of maternal antibodies. Maternal antibodies protect the offspring, but are also known to interfere with vaccines.

To broaden protection against additional circulating strains, they are developing two new vaccines derived from H1N2 and H3N2 swine influenza viruses from Saskatchewan and Alberta farms. The team is investigating the level of protection induced by the vaccines, optimal vaccine route of administration and dose, and characterizing the safety of these vaccine candidates.



Developing a new vaccine and improved treatments for tuberculosis

The World Health Organization lists tuberculosis (TB) as one of the top 10 causes of death in humans. Moreover, bovine TB (caused by *Mycobacterium bovis*) causes significant economic losses to the global cattle industry and can lead to human infections. Eradicating bovine TB is made more difficult by pockets of infection in wildlife, including deer and bison.

The Bacillus Calmette-Guérin (BCG) vaccine, developed 100 years ago, is protective in infants, but its efficacy decreases over time. It does not protect adults. TB can be cured, but the lengthy multi-antibiotic treatment has unpleasant side effects that often lead to patient non-compliance, which contributes to antibiotic resistance.

To develop new vaccines and faster-acting drugs, Dr. Jeffrey Chen's research team is determining how TB bacteria cause disease and are transmitted. For example, they recently discovered that a major virulence factor that drives the TB bacteria's ability to establish infections can be blocked by drugs that are already in the marketplace.

Using their findings, the team also developed a novel live TB vaccine that has been shown to provide protection in mice. Additional trials are underway using this mouse model and a pig model of TB infection that was also recently developed at VIDO. This new vaccine would be cheaper and faster to produce than the existing BCG vaccine. In addition, the vaccine does not trigger a positive result from the skin test that is widely used to diagnose TB in humans and livestock, enabling the differentiation of infected from vaccinated individuals.

Finally, in a world first effort to combat bovine TB in Canada's iconic bison population, VIDO partnered with Parks Canada's Dr. Todd Shury to establish a bison TB challenge model. Subsequent vaccine trials at VIDO showed that both BCG and another vaccine candidate can protect these animals from bovine TB.



Developing new vaccine strategies for pinkeye in cattle

Infectious bovine keratoconjunctivitis (or “pinkeye”) is a common disease in beef cattle. Pinkeye outbreaks are costly (the second most costly disease in suckling calves) due to the time and labour associated with treatment and the weight loss in affected animals.

The primary infectious agent that causes pinkeye is *Moraxella bovis*, normally found in the upper respiratory tract and the mucosa of the eye. To colonize the eye and cause disease, the bacteria require an environmental factor to disrupt the eye mucosa, such as tall grass, dust, wind, excessive sunlight, or face flies.

Although vaccines are available, they do not provide effective protection against pinkeye and often require multiple doses to induce strong immune responses. These factors make their use impractical during an outbreak.

To develop a more effective pinkeye vaccine, Dr. Philip Griebel’s team is investigating the interaction between the bacteria and the immune system in the eye. These studies have confirmed newborn calves lack antibodies to *Moraxella*, and develop low levels of specific antibodies in their tears during the first two months of life. Due to this, the team is developing a vaccine to accelerate antibody production at the surface of the eye early in life. They believe these antibodies will provide a more effective barrier against *Moraxella* colonization and prevent pinkeye. To administer the vaccine, the team are developing a novel vaccine delivery system for use as eyedrops. Testing of vaccine safety will begin in fall 2021.



The COVID-19 pandemic has changed the way we communicate, and developing videos to share up-to-date research is one of the tools we are using to stay connected with producers. To learn more about our pinkeye research, watch our video that was developed in collaboration with Dr. Eugene Janzen at the University of Calgary and the Beef Cattle Research Council:

<https://www.vido.org/research/bacterial-vaccine-development/pinkeye>

COVID-19 Collaboration

We have seen the importance of global collaboration in helping to end this pandemic. Since early 2019 we have engaged with over 200 organizations from around the world and completed over 100 experiments that advanced the development of novel vaccines, antivirals, and therapeutics against COVID-19.

We are also growing our strategic alignment with global foundations including the Bill & Melinda Gates Foundation and the Coalition for Epidemic Preparedness Innovations (CEPI) to ensure that VIDO has an integrated role in developing solutions the world needs for emerging infectious diseases.



“The infectious disease research done at VIDO was critical in supporting our COVID-19 vaccine development including our clinical trial application and our successful funding application to CEPI. Having an asset like VIDO is fundamental to enabling Canada’s new Biomanufacturing and Life Sciences Strategy and keeping Canada at the forefront of infectious disease research internationally.”

— Francisco Diaz-Mitoma, Chief Medical Officer VBI Vaccines



BELFAST, NORTHERN IRELAND

PARIS, FRANCE

ZURICH, SWITZERLAND

BRATISLAVA, SLOVAKIA

SOFIA, BULGARIA

REHOVOT, ISRAEL

AHMEDABAD, INDIA

TIANJIN, CHINA

SEOUL, KOREA

GUANGZHOU, CHINA

TAIPEI, TAIWAN

DAKAR, SENEGAL

KIGALI, RWANDA

ENTEBBE, UGANDA

MELBOURNE, AUSTRALIA

SYDNEY, AUSTRALIA

Facility Highlights

Over the past year, we have received substantial support from the Governments of Canada, Saskatchewan and City of Saskatoon, as well as from the Friends of VIDO to establish VIDO as Canada's Centre for Pandemic Research. As a national centre, VIDO will help support Canada's future response to human and animal infectious diseases.

“VIDO is a pillar in Canada's Innovation and Biomanufacturing Strategy.”

— The Honourable François-Philippe Champagne, Minister of Innovation, Science, and Industry of Canada announcing \$59.2 million for VIDO in the April, 2021 federal budget

THE CENTRE WILL BUILD ON OVER \$225 MILLION IN EXISTING CONTAINMENT INFRASTRUCTURE AND, OVER THE NEXT THREE YEARS, WE WILL ADD THE FOLLOWING:

- A containment level 3 capable GMP biomanufacturing facility—one of only a few in the world.
- Containment level 4 laboratory and animal accommodations by upgrading key areas of our containment level 3-Ag facility, which will allow us to work with any infectious disease.
- A new animal facility, capable of housing a wider range of animals, which will expand our pre-clinical research and development capacity.
- Training and talent attraction opportunities, including a visiting fellowship program, will be established to grow our team and develop the next generation of scientists.

As part of our expansion, we are working with the Community Liaison Committee to ensure community engagement and support.

Infectious diseases will continue to threaten Canada and the world. VIDO will help ensure Canada has the research, development, and production capacity to rapidly develop global solutions and help address future pandemics.





VACCINE DEVELOPMENT CENTRE

VIDO's new GMP biomanufacturing facility will help strengthen Canada's biomanufacturing and life sciences strategy by bridging the gap between discovery research, process development, and commercial readiness.

We are working closely with Health Canada and the Canadian Food Inspection Agency to ensure the facility meets all regulatory standards to produce human clinical trial material and commercial-scale veterinary vaccines.

Construction is expected to be completed by the end of 2021 and will be followed by commissioning in 2022.



CONTAINMENT LEVEL 4:

"Containment Level" (CL) - also termed biosafety level - describes the safety measures, facility design, and equipment needed to ensure workers in the facility and the surrounding environment are safe when certain disease-causing organisms are being studied.

Currently, VIDO operates CL2, CL2-Ag, CL3, and CL3-Ag (level 3 animal facilities), and will upgrade certain CL3-Ag areas to CL4.

CL4 is the highest level of containment recognized and will enable VIDO to work with any infectious disease impacting human and animal health. This will make VIDO the only non-government facility in Canada to have CL4 capacity and will significantly increase Canada's CL4 research space.

We are committed to meeting and exceeding all regulatory requirements and have a history of safely operating a high containment facility. Globally, CL4 facilities have a history of safe and secure operations.

Friends of VIDO

A new fundraising campaign was launched in 2020 to help establish VIDO as Canada's Centre for Pandemic Research. The Friends of VIDO are a group of dedicated individual and corporate donors who are generously supporting our aim to stop emerging infectious diseases and future pandemics. This includes donations towards facility enhancements, new equipment, scientific training, and the establishment of research chairs and fellowship opportunities.

To become a Friend of VIDO, visit www.vido.org/friendsofVIDO to donate!

GIFTS OF \$1,000,000 +

Joseph Alfred Remail Family Foundation Inc.
Malcolm and Marilyn Leggett
Ron and Jane Graham

GIFTS OF \$500,000 TO \$999,999

Midori Brown*

GIFTS OF \$100,000 TO \$499,999

David and Cathy Sutherland
Don Ching and Darien Moore
Hospitals of Regina Foundation
Jerry and Tina Grandey
Jim Pattison Children's Hospital Foundation
Jocelyn and Doug Richardson
Royal University Hospital Foundation
Saskatchewan Blue Cross
Saskatoon City Hospital Foundation
Wheaton Family Foundation

GIFTS OF \$25,000 TO \$99,999

James Estey
Kenneth and Shelby Love
Loraas
Melissa and Frank Hayes
North Prairie Developments & Canwest
Commercial & Land Corp.
Sun Life Assurance Company
Wally and Colleen Mah



GIFTS OF \$5,000 TO \$24,999

Andrew Dunn
Aqueduct Foundation
Cindy and Neil Cameron
ClearTech
Don and Marjorie Lenz
Health Foundation-Lloydminster Region
Lyle and Linda Garratt
The Health Foundation of East Central Saskatchewan
Thermo Fisher Scientific
Three anonymous donors

GIFTS OF UP TO \$4,999

Adrian DeCorby	Linda Charlton
Amy Miller	Longhai Li
Andrew MacKinnon	Mark and Nicole Smith-
Andriy Nahachewsky	Windsor
Anurag Das	Michael Hinds
Barbara Pask	Natalie Kruger
Brousseau Physical Therapy	Nutrien
Prof. Corp.	Paulette Maglaque
Carmela Bocale	Philip Wrubleski
Carol Wilson	Rhonda Jansen
David Jukes	Robert More
David Nahachewsky	Rodney Spooner
David Shaw	Sabrina Ling
Dawn Loewen	Saskatoon Funeral Home &
Debora Wawryk	The Edwards Family
Debra-Jo Shepherd	Shandi Boser
Douglas Gillett	Sharon and Daniel Spott
Douglas Outhwaite	Sheryl McKee
Grayce Schmitz	Stephen Garth
Grayson Peddle	Tamara Erhardt
Jackson Peddle	Taras Nahachewsky and
Jaime Lavallee	Christine Alexandra Shalagan
James and Vicki McClements	Teresa Schmautz
James Hill	Terrence McBride
Jan-Mark Gustafson	Thomas Morris
Jason Sand	Velda Beaman
Kathleen Wheler	Wendy Eyolfson
Kristian and Janet Hawkins	Yvonne Thome
Larry Meikle	19 anonymous donors



Joseph Alfred Remail Family Foundation Inc.



Malcolm and Marilyn Leggett



Ron and Jane Graham



Financial Highlights

As one of Canada's largest research organizations focused on infectious diseases affecting both humans and animals, VIDO's work has always been supported by a diverse group of stakeholders (governments, the livestock industry, foundations, human and animal health companies, and private donors). More than ever before, they recognize the importance of having research capacity and infrastructure in place before a new disease emerges. Having research capacity and infrastructure already in place meant VIDO could rapidly respond when SARS-CoV-2 emerged.

During the COVID-19 pandemic, VIDO experienced a significant increase in funding. Revenue increased by 208% due to new research grants, contract research relating to COVID-19, and expanded capacity.

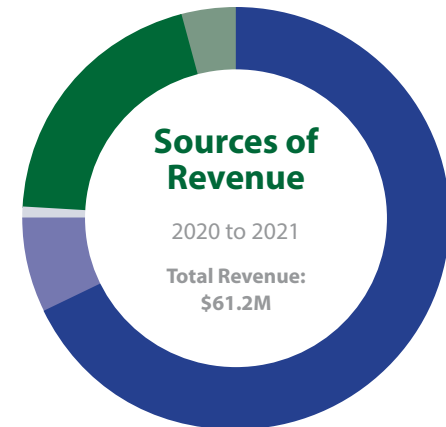
"The work being done at VIDO will make Saskatchewan a leader in Canada in research, development, and production of new vaccines."

— The Honourable Donna Harpauer, Deputy Premier and Finance Minister, delivering the 2021-22 Government of Saskatchewan budget

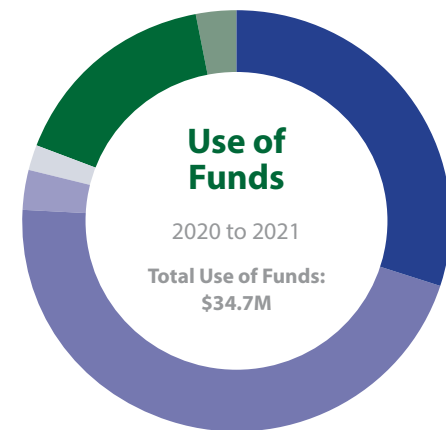
Efforts to establish VIDO as Canada's Centre for Pandemic Research have been supported by the Friends of VIDO, the City of Saskatoon, the Government of Saskatchewan, and the Government of Canada. Over \$75 million has been committed to expand our research capacity and strengthen Canada's response to emerging infectious diseases, including future pandemics. This funding builds on previous investments to support our COVID-19 vaccine development and the construction of our biomanufacturing facility.

In the past year, many of our normal operating activities were interrupted by the pandemic and accompanying restrictions. This caused a temporary decrease in regular operating expenses (such as travel), but a dramatic increase in expenditures for research and infrastructure. Overall, our expenditures were 93% higher than last year.

We would like to thank all of our contributors for funding our COVID-19 research and supporting our aim to become Canada's Centre for Pandemic Research. Your continued support will help stop emerging infectious diseases and future pandemics.



- 5% Other Funding
- 19% Non Governments
- 67% Federal
- 8% Provincial
- 1% Other Governments



- 3% Capital Assets
- 16% Investment in infrastructure
- 30% Salaries and Benefits
- 46% Materials and Supplies
- 3% Maintenance
- 2% Utilities
- 0% Travel and Recruiting

2020–2021 Community Liaison Committee Report

The Community Liaison Committee (CLC) is an example of one of the best practices a containment facility can undertake, worldwide. Comprised of community leaders, the committee's role is to provide information to the public regarding safety and security at VIDO's International Vaccine Centre (InterVac). The committee helps create and maintain an atmosphere of trust, confidence, and transparency with the public.

The CLC was created by the University of Saskatchewan to serve as an independent organization working to ensure full and open communication on safety issues related to InterVac.

The committee met virtually during the pandemic to be briefed on the work at InterVac. This past year we received reports of five incidents. The most significant issues involved a small leak, a small spill and two issues with equipment. All incidents were resolved to the satisfaction of the committee with no risk to the public.

The committee held a well-received virtual community meeting in November 2020 featuring a livestream question and answer session with VIDO director Dr. Volker Gerdts.

The committee provided up-to-date information on infectious diseases in general, and then discussed the updates relating to VIDO's new strategic priorities, including the new manufacturing facility and planned Center for Pandemic Research. As a demonstration of community backing for the centre, the CLC provided a letter of support to the federal government for the expansion and upgrades. A community representative is also part of the planning committees and will provide oversight to help ensure community engagement and transparency. To better serve the community, the committee provides a website www.intervaccl.ca.

Members of the public can contact the committee at intervaccl@usask.ca.



Susan Lamb
Community Liaison Committee Chair

2021 CLC MEMBERS:



Left to right: Stacy Strom, Janice Hobbs, Dick Batten, Patricia Roe, Susan Lamb, Volker Gerdts
Missing: Noreen Jeffrey, Verity Moore-Wright, Brian Gibbs, Simon Kapaj, Morgan Hackl, Tracey Thue

VIDO Contributors

2020-2021

Abound Bio

Achelois Oncology

Advagene Biopharma

Alberta Pork

AnGes

Atossa Therapeutics

Attenubiotics

Beef Cattle Research Council

Bill & Melinda Gates Foundation

Camargo

Canadian Cattlemen's Association

Canadian Poultry Research Council

CanSino Biologics

CellGuard Science Co.

Chicken Farmers of Saskatchewan

Cytophage Technologies

Dechra Limited

Egg Farmers of Alberta

Egg Farmers of Canada

Elanco

Emergent Biosolutions Canada

Entos Pharmaceutical

GeneOne Life Sciences

Genome Alberta

Genome Prairie

Government of Alberta

Alberta Agriculture and Forestry

Alberta Innovates

Government of Canada

Agriculture and Agri-Food Canada

Canada Foundation for Innovation

Canadian Institutes of Health Research

Department of National Defence

International Development Research Centre

Natural Sciences and Engineering Research Council

Parks Canada

Public Health Agency of Canada

Public Works and Government Services of Canada

Social Sciences and Humanities Research Council

Western Economic Diversification Canada

Government of Saskatchewan

Agriculture Development Fund

Innovation Saskatchewan

Saskatchewan Health Research Foundation

Government of the United States

National Institutes of Health

United States Department of Agriculture

United States Department of Defence

Guangzhou Institute of Respiratory Disease

Guangzhou Yuanbo Medical Tech Co

Harvard Institutes of Medicine

Huvepharma

Ikena Oncology

Immunovaccine Technologies

Institut Jules Bordet

Intra Cellular Therapies

ITI Inc.

Jarislowsky Chair in Biotechnology Management

Kamada

Kamloops Stockmen's Association

Kelly Cove Salmon

King Abdullah International Medical Research Center

KreaMedica

Laval University

MabPlex International

Manitoba Pork Council

Merck Animal Health

Molecular Partner

Nanjing Agriculture University

National Sanitarium Association

Phileo Lesaffre Animal Care

Precision NanoSystems

ProMis Neurosciences

Proveta Nutrition

Rongchang Pharmaceuticals

Royal University Hospital Foundation

RTI, LLC

Saskatchewan Cattlemen's Association

Shandong Binzhou Animal Science and Veterinary

Medicine Academy

Skymount Medical

South China Vaccine Corporation

Sunterra Farms

Symvivo Corporation

The Banting Research Foundation

University of Alberta

University of British Columbia

University of Calgary

University of Melbourne

University of Montana

University of Ottawa

University of Sydney

University of Toronto

University of Victoria

Variations Biotechnologies Inc

Vetoquinol

Virogin Biotech

Walter & Eliza Hall Institute of Medical Research

Yantai YEDA International Incubator for Biomedical

Innovation Ltd.

Vaccine and Infectious Disease Organization

University of Saskatchewan 120 Veterinary Road

Saskatoon, SK, S7N 5E3 Canada

Phone: 306-966-7465

Email: info@vido.org

