




— 2022-23 —
**ANNUAL
REPORT**



A person wearing a white protective suit and a clear face shield is shown in profile, working in a laboratory. The background is a blurred blue and white, suggesting a clean, professional environment. The person's face is visible through the clear shield, and they appear to be focused on their work.

The Vaccine and Infectious Disease Organization (VIDO) at the University of Saskatchewan is a world leader in infectious disease research and vaccine development for humans and animals.

Our expertise, infrastructure, and history put us at the forefront of innovation and make us a valuable resource and source of pride for Canada. For almost five decades, we have developed solutions to emerging infectious diseases and will continue to do so as Canada's Centre for Pandemic Research.





— 2022-23 —

ANNUAL REPORT

TABLE OF CONTENTS

Mission, Vision, and Values	1
Message from the Chair	2
Board of Directors	3
Message from the Director and CEO	4
Senior Leadership Team	5
Ten Year Transformation Map	6-7
People and Culture	8
Human and Animal Health	9-14
Infrastructure Capacity Creation	15
Business Development	16
Funding Highlights	18
Friends of VIDO	19-21
Community Liaison Committee Report	22
Contributors 2022-23	Back Cover



2022-23 PERSONNEL



**A TEAM FROM 30+ NATIONS
WORKING TOGETHER TO ADVANCE
INFECTIOUS DISEASE RESEARCH
AND VACCINE DEVELOPMENT**



VISION

**Healthy people,
healthy animals**

MISSION

**To protect the
world from
infectious diseases**



VALUES

Excellence

We bring relentless passion for progress and meaningful impact every day, as we strive to be known as global thought leaders and innovators.

Commitment

We are purpose driven, committed to being the best we can be, constantly working to improve ourselves, to cultivate our knowledge and attitudes and to achieve positive change.

Respect

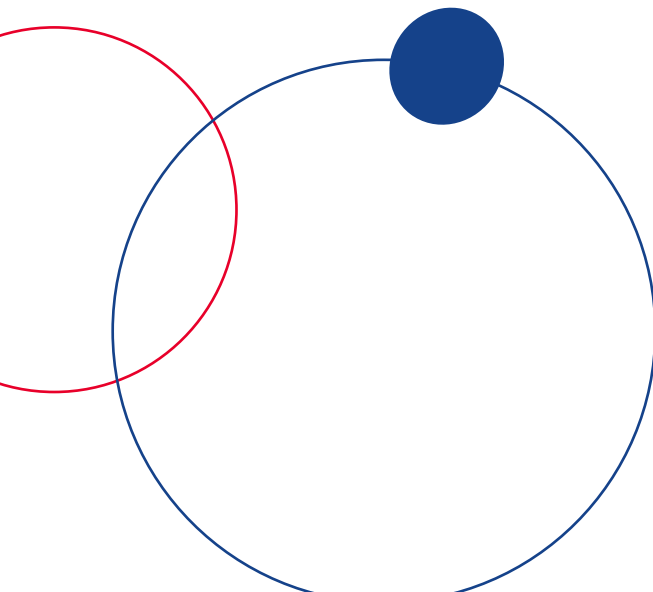
We strive for inclusivity and exhibit deferential regard for all manners of diversity and value the talents and beliefs of our clients, partners, and colleagues.

Team

We understand that success lies in our ability to trust each other, behaving with integrity through constructive collaboration, we support one another in the achievement of a common vision.

Accountability

We proactively focus on solutions and results by engaging others in decisions and plans that involve them, and collectively commit to those decisions.





BUILDING TOGETHER FOR A HEALTHIER FUTURE, ONE BREAKTHROUGH AT A TIME

Reflecting on the past year, I am proud of VIDO's remarkable achievements and the collective efforts of our dedicated team. Passion and

commitment to VIDO's vision is what propels us to be leaders in infectious disease research and to develop solutions to protect human and animal health.

VIDO is at the forefront of high-impact human and animal infectious disease research and vaccine development. The organization has a long history of working with infectious diseases at the human-animal interface, with avian influenza and bovine tuberculosis being timely examples. VIDO is also focused on foreign animal diseases like African swine fever and foot and mouth disease. Although these foreign animal diseases have not yet been detected in Canada, they pose significant threats to our livestock industries and food security.

VIDO's unique high containment infrastructure and research capacity make us one of only a few facilities in the world that can develop and test vaccines and then take them into manufacturing. As a result of our research capacity, we are one of a small number of organizations in North America approved to work with African swine fever virus.

We are also taking a leadership role in fostering knowledge exchange and collaboration. For example, in August we hosted the first VIDO Animal Health Summit, which brought together experts from the UK and Canada to share knowledge on foot and mouth disease and build networks so that we can all be better prepared. These examples demonstrate how

we are leveraging our unique strengths and fostering collaboration to drive innovation and protect livestock worldwide.

VIDO's achievements would not be possible without the commitment and expertise of Dr. Volker Gerdtz and his team, as well as the members of our Board of Directors. I extend my gratitude to each of them for their invaluable contributions.

I would also like to express my appreciation for the financial contributions from all levels of government and the many private and corporate donors whose support is crucial to our transformative research.

I am excited for what the future holds for VIDO. We are growing rapidly and looking forward to implementing an ambitious 10-year transformation plan. Our ongoing state-of-the-art capital projects will provide the infrastructure for VIDO, as Canada's Centre for Pandemic Research, to continue pushing the boundaries of scientific excellence so that we can rapidly respond to new infectious diseases.

In closing, I would also like to introduce Amy Cronin as the incoming chair of the Board of Directors. We welcome her leadership as we seize the new opportunities and advancements that lie ahead for VIDO.

Thank you for being a part of this remarkable journey.

A handwritten signature in black ink, appearing to read 'Ryan Thompson'. The signature is fluid and cursive, written over a light grey background.

Ryan Thompson
Chair, Board of Directors

BOARD OF DIRECTORS



Volker Gerdts
Canada (SK)

Baljit Singh
Canada (SK)

Rory McAlpine
Canada (BC)

Amy Cronin
Canada (ON)

Gillian Muir
Canada (SK)

Jeremy Gowler
Switzerland

Ryan Thompson
Canada (SK)

Danya Kordan
Canada (SK)

Dieter Schillinger
Kenya

Francisco Diaz-Mitoma
Canada (ON)


Cornelia Kreplin
Canada (AB)

Tippi Mak
Singapore

Preston Smith
Canada (SK)

(MISSING)

Gerald Parker
USA



MESSAGE FROM THE DIRECTOR AND CEO

INNOVATION FOR A BETTER TOMORROW

While the world is still recovering from the impacts of the COVID-19 pandemic, the emergence of new infectious diseases is unrelenting.

In the past year, we have been confronted with avian influenza, mpox (formerly known as monkeypox), novel variants of COVID-19, and the continued spread of foreign animal diseases like foot and mouth disease and African swine fever. As long as infectious diseases continue to threaten human and animal health, Canada and the world will need proactive and innovative solutions.

VIDO's response to the COVID-19 pandemic demonstrated the benefits of our becoming Canada's Centre for Pandemic Research. Our continued evolution will be guided by a new 10-year transformation roadmap (outlined in the following pages), which will solidify our position as a global leader in combating emerging infectious diseases.

As we put the necessary infrastructure and expertise in place, it is exciting to see this vision taking shape. For example, project work is underway in our Vaccine Development Centre. We have also completed plans for our 43,000-square-foot animal housing expansion (expected to break ground in spring of 2024) and are working with regulators on upgrades to meet containment level 4 standards.

Critically, we are cultivating a team that supports our goals and research priorities so that we can meet the needs of our stakeholders. Over the next 10 years, we will continue to attract scientists from around the world whose expertise will strengthen Canada's life-sciences sector and help us train the next generation of researchers. In the past year, 46 people have joined the VIDO team, including 32 trainees.

Our ability to attract top international talent, invest in research and development, and expand our world-



class infrastructure will not only help prepare Canada for the next pandemic, but also ensure VIDO remains a global leader. By strengthening partnerships with organizations in the United States, Europe, Asia, and Africa, we are making a coordinated and increasingly broad global impact.

These many achievements have only been possible because of support from a variety of stakeholders including the Government of Canada, Government of Saskatchewan, City of Saskatoon, and our individual and corporate donors—the Friends of VIDO.

We have never been better equipped to tackle the challenges ahead. Together, we are building a healthier world.

Volker Gerdts
Director and CEO

SENIOR LEADERSHIP TEAM



Volker Gerdts
Director and CEO

Cam Ewart
Director of Facilities

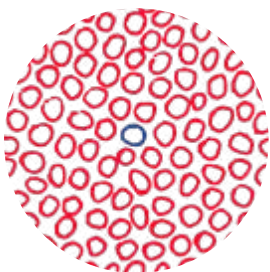
Andrew Van Kessel
Director of Research

Jordan Hamel
Director of Human Resources

Trina Racine
Director of Vaccine Development

Lorne Vanin
Director of Finance

Paul Hodgson
Director of Operations



TEN YEAR TRANSFORMATION ROADMAP

VIDO has a vision for our future and a new 10-year roadmap to guide this transformation. This roadmap will help ensure our organization remains a global leader for emerging diseases and the go-to-place for animal vaccine development.

To reach this we will focus on the following priorities and goals:




1 PEOPLE AND CULTURE

Enhance leadership capabilities throughout VIDO that embrace inclusivity and promote an entrepreneurial team culture to ensure organizational viability.

● People and Culture

Recognized as a “top employer”.

Highly engaged, inclusive and diverse workforce.



2 ORGANIZATIONAL EXCELLENCE

Deliver scientific excellence that consistently delivers products and services that meet stakeholder needs.

● Animal Health

Go-to-place for animal vaccine development.

● Human Health

Leader in preclinical testing and model development for emerging diseases including “Disease X”.



3 INFRASTRUCTURE AND CAPACITY CREATION

Establish additional world-class research capacity that positions Canada as a leader in the response to global emerging diseases and pandemics.

- **Research laboratories and animal housing**

Recognized as a global leader by international organizations for our containment infrastructure and research output.

- **Manufacturing capacity**

Key partner in the Canadian and international biomanufacturing landscape.



4 BUSINESS DEVELOPMENT


Establish a robust business development model, and build global strategic partnerships to secure long-term value creation for stakeholders.

- **Strategic partnerships**

Globally connected and partnered with leading companies, organizations and institutes.

- **Funding**

Diversified funding sources to promote operational sustainability.





PEOPLE AND CULTURE

VIDO is cultivating a growing team that is engaged in their work, feels respected as a valued team member, empowered, and committed to our strategic goals and research priorities.

The COVID-19 pandemic highlighted the need for highly trained personnel who can conduct scientific research and biomanufacturing in a high containment environment—expertise that is essential for Canada to respond to future pandemics.

To fill this need and build for the future, VIDO will recruit two to three additional scientists each year for the next five years. These scientists will broaden our expertise, strengthen our collaborative networks, and play key roles in training other highly qualified personnel.

As VIDO grows, our organizational structure has evolved to include more


managers and supervisors. As such, we have implemented a Leadership Learning and Development program to provide practical education to individuals in people management roles and potential future leaders. Effective teams start with effective leaders, therefore providing resources to our leaders will ultimately help VIDO achieve our strategic goals.

VIDO's human resources team supports the work and well-being of our staff and trainees with a focus on the employee experience. Our first employee engagement survey in 2022 demonstrated a high overall engagement level of 86%—this is a testament to our healthy and supportive workplace. To help guide continued improvement, this survey will be completed biennially.

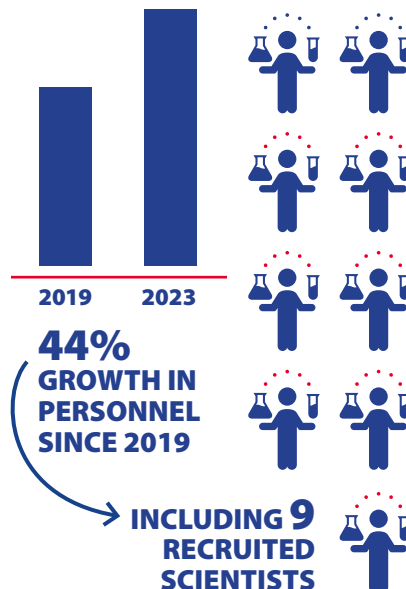
Along with focusing on employee engagement, VIDO also strives

to advance employee equity and inclusion. VIDO's Equity, Diversity, and Inclusion (EDI) Advisory Committee, comprising a range of VIDO representatives, provides feedback and recommendations to the senior leadership team for improvements related to EDI. This includes taking applicable actions to foster, promote, and raise awareness of EDI within VIDO and assisting with the creation and implementation of EDI initiatives. With a focus on creating and promoting an inclusive environment, VIDO strives to increase representation in under-represented equity groups.

VIDO has set an ambitious vision for the future—a vision that can be achieved through our most valuable resource, our people.




REPRESENTATION FROM 32 COUNTRIES




44% GROWTH IN PERSONNEL SINCE 2019

INCLUDING 9 RECRUITED SCIENTISTS




175+ MEMBERS OF STAFF AND STUDENTS

**55% FEMALE
44% MALE**



ORGANIZATIONAL EXCELLENCE



HUMAN AND ANIMAL HEALTH

High priority infectious diseases including foreign animal diseases, and Disease X (i.e., an unknown pathogen that could cause a serious international epidemic), pose a continual risk to animal and human health. Preparedness is critical to save lives and livelihoods.

VIDO's research focuses on these high impact diseases, and using a Stage-Gate Approach, (an approach that establishes a Target Product Profile to guide progress) we aim to quickly and effectively develop new technologies.

The highlights on the following pages describe a selection of our research and development activities. Detailed descriptions of our ongoing research and its impact can be found at:
vido.org/research





COVID-19

In the past 20 years, three known pathogenic coronaviruses have emerged in humans (SARS-CoV in 2003, MERS-CoV in 2012, and SARS-CoV-2 in 2019), causing significant illness and loss of life. The frequency and impact of these health crises, highlights the need for continued research to protect against current and future coronaviruses.

While it might seem that we have left the worst of COVID-19 (SARS-CoV-2) behind, the virus still poses a significant risk and VIDO scientists including Drs. Arinjay Banerjee, Darryl Falzarano, Alyson Kelvin, and Angela Rasmussen continue to look for better solutions to new variants of concern.

VIDO developed two subunit vaccines for COVID-19 and clinical

trials continue for use as “booster” vaccines for people who have received at least two doses of another COVID-19 vaccine. Boosting with a different type of vaccine can increase immune response and could enhance protection against variants of concern.

Our team is also optimizing this platform to protect against future coronaviruses. Following successful proof-of-concept of our broadly protective vaccine against SARS-CoV-2 variants, we expanded our approach to include viruses in the subgenus sarbecovirus, which includes viruses such as SARS-CoV-1 and bat coronaviruses.

We have designed several different candidate antigens that, in partnership with the Vaccine

Formulation Institute, have been formulated with Sepivac SWE™ adjuvant (a compound added to a vaccine to produce a better immune response). We are currently testing these vaccine candidates in preclinical studies. Our team hopes to identify a candidate pan-sarbecovirus vaccine that we can bring into our Vaccine Development Centre for process development and eventual manufacturing under good manufacturing practice (GMP) standards.





TUBERCULOSIS

Tuberculosis (TB), caused by members of the Mycobacterium tuberculosis-complex (e.g., *M. bovis*, *M. tuberculosis*), is a highly infectious disease primarily affecting the lungs in a variety of mammals, including humans.

According to the World Health Organization, TB is the second leading cause of human death from an infectious disease. In 2022, it is estimated that 10.6 million people developed tuberculosis (TB) and 1.3 million lives were lost to the disease.

TB is curable; however, because of the complexity of the lengthy multi-drug treatment and its unpleasant side effects, many patients do not adhere to treatment. TB bacteria surviving in the lungs during treatment are extremely diverse and are responsible for the lengthy treatment

regimens and emergence of drug-resistant TB.



The live-attenuated Bacillus Calmette-Guérin (BCG) vaccine that has been in use for over 100 years is very safe and protective against TB in infants, but its efficacy decreases over time. It does not provide protection against TB in adults.

More effective drugs, vaccines, and diagnostic tools, informed by a better understanding of how TB develops and is transmitted, are needed to combat TB in humans. To achieve these goals, our research is taking an integrated approach using cutting-edge techniques to develop novel TB vaccines and drugs.

For example, a team led by Dr. Neeraj Dhar is studying the diversity of “persisting” mycobacterial

subpopulations during infection. These studies will provide a better understanding of persistent TB bacteria and inform the design of faster and more effective therapeutic regimens.

Dr. Jeffrey Chen’s research team is exploring the ways TB bacteria cause disease and are transmitted so that we can develop new vaccines and faster-acting drugs. Using their findings, Chen’s team is developing several next-generation live-attenuated TB vaccines which in the mouse model of TB appear to be better than the existing BCG vaccine. Going forward, these next-generation TB vaccines will be tested in a pig model of human TB infection and transmission that was also recently developed and refined at VIDO.





BOVINE TUBERCULOSIS

Bovine tuberculosis (bTB) is a debilitating and potentially fatal infectious disease caused by *Mycobacterium bovis* (*M. bovis*). *M. bovis* primarily affects cattle but it can also be transmitted to humans (zoonotic transmission).

While bTB can be found in cattle worldwide, it is especially difficult to control in developing parts of the world. Canada maintains a bTB-free status, granted by the World Organization of Animal Health (WOAH). Losing this status would have significant economic consequences for Canada's cattle industry, resulting from lost access to international markets.

Many countries have eliminated bTB in cattle, but the disease still circulates in wildlife and can be transmitted to other livestock (e.g., sheep and goats).

For example, in Canada, *M. bovis* is known to infect wild



bison and elk populations.

An effective vaccine would protect wildlife and reduce the risk of transmission to cattle and humans. Some countries use the live-attenuated Bacillus Calmette-Guérin (BCG) vaccine (also used in humans) to prevent bTB. Unfortunately, the BCG vaccine isn't overly effective in livestock and existing diagnostic tests are unable to differentiate infected from vaccinated animals (DIVA), which could impact a country's bTB-free status.

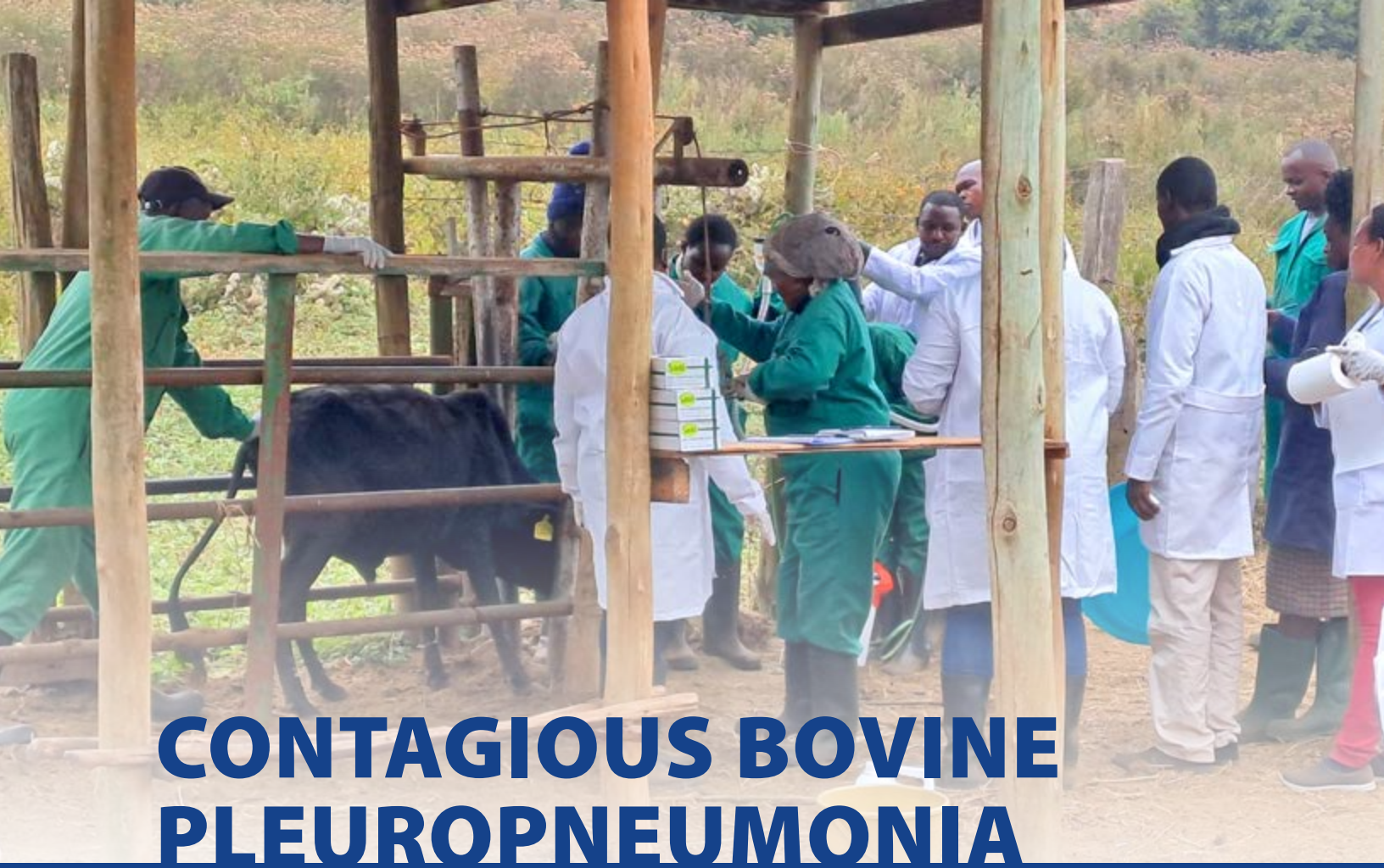
VIDO's bTB team led by Dr. Chen has screened hundreds of *M. bovis* proteins to identify candidates for use in the development of a subunit bTB vaccine. Subunit vaccines use specific parts (subunits) of a virus or bacterium that are not infectious but will trigger a protective immune response. Additionally, the team has developed and continues to test a novel live bTB

vaccine that has multiple advantages over BCG used to protect wildlife and livestock species in some jurisdictions.

To combat bTB in Canada's iconic bison population, VIDO is collaborating with Parks Canada and the University of Saskatchewan's Western College of Veterinary Medicine to develop a combined bTB and brucellosis vaccine to protect bison herds from bTB and brucellosis (a chronic and contagious infectious disease caused by *Brucella* bacteria, resulting in reproductive issues).

As part of this project, the team is developing a more sensitive, field-deployable diagnostic test for bTB in wildlife that will enable Parks Canada to rapidly diagnose bTB and remove infected bison. This will help protect healthy bison and reduce the risk of transmission to cattle.





CONTAGIOUS BOVINE PLEUROPNEUMONIA

Contagious Bovine Pleuropneumonia (CBPP), also referred to as 'lung plague' is a highly contagious disease of cattle with a mortality rate of up to 50%. CBPP causes significant economic losses and is particularly impactful to the livelihoods of smallholder farmers in sub-Saharan Africa. It is classified as a foreign animal disease in the US and a reportable disease in Canada.

The current live attenuated vaccine has several challenges. VIDO's team, led by Dr. Jose Perez-Casal, partnered with the International Livestock Research Institute and the Kenyan Agricultural and Livestock Research Organization to develop a better vaccine.

The team used reverse vaccinology to develop an award-winning subunit



vaccine to for CBPP. This vaccine demonstrated efficacy in multiple cattle trials. Additional pre-licensing field trials are being planned to support the vaccine's development—once these trials are complete the team will apply for regulatory approval.

VIDO is also working on process

development in our Vaccine Development Centre to help in manufacturing scale-up with a goal to transfer the process to our partners in Africa to ensure local area production. Having an effective thermal stable and affordable vaccine is a game changer, especially for small stakeholders such as pastoral communities in Africa.





AVIAN INFLUENZA

Worldwide avian influenza, or “bird flu,” outbreaks are raising concerns. Historically, bird flu was not a problem in North America, but it is now present in all major global flyways.

Avian influenza, caused by avian influenza A viruses, originates from wild birds, and can be transmitted quickly and easily to domestic birds and some mammals, including humans. While the risk to humans remains low, it presents a growing risk for Canada’s poultry industry. There is currently no treatment for infected birds, and outbreaks have led to mass culling in order to prevent spread.


The main difficulty in defending against avian influenza viruses is the

capacity for rapid genetic change. Rapid evolution and reassortment (exchange of genetic material within cells infected with two different influenza viruses) results in the generation of new virus strains that may have either gained resistance to antiviral agents or can escape immunity against previous strains.

Transmission of avian influenza viruses from wild birds to domestic birds, mammals, or people can potentially cause severe disease, large outbreaks, or human influenza pandemics. The currently circulating H5N1 virus, which is present mainly in wild birds, can be deadly, especially in domestic poultry. Evidence of the large-scale impact of zoonotic influenza viruses is the influenza A

H1N1 virus that emerged in 2009. This virus caused the first influenza pandemic in the 21st century displacing previously circulating influenza viruses and becoming our seasonal influenza virus.

To protect both humans and animals, our research teams led by Drs. Alyson Kelvin and Yan Zhou are exploring broadly protective vaccines that can protect against multiple influenza virus strains and that allow for differentiation between infected and vaccinated animals (DIVA). The key advance of these vaccines is that they could be manufactured and deployed quickly in response to an outbreak in either poultry or people to avert a major epidemic or pandemic.





INFRASTRUCTURE CAPACITY CREATION

To strengthen Canada's preparedness for emerging infectious diseases, our organization is enhancing our capabilities as Canada's Centre for Pandemic Research. The completion of our Vaccine Development Centre was the first step—other key aspects include expanding our scientific team, establishing containment level 4 capacity, and building a new animal housing facility that can hold a variety of exotic species.

VACCINE DEVELOPMENT CENTRE

In 2022 VIDO completed construction of the Vaccine Development Centre (VDC), a containment level 3 capable biomanufacturing facility built to good manufacturing practice (GMP) quality standards. Biosafety approval has been received, commissioning is being finalized, and vaccine process development work (optimizing the scale-up of an antigen to a product that can be consistently and reliably produced for clinical studies) has started in the facility.

The VDC leverages our research infrastructure and will help accelerate human and animal vaccine development in Canada and internationally.

RESEARCH LABORATORIES AND ANIMAL HOUSING

Areas of our containment level 3 agriculture (CL3-Ag) facility will be upgraded to containment level 4—the highest level of containment. This capacity will allow scientists to study and develop protective strategies for

all high-consequence pathogens and will significantly increase containment level 4 research capacity in Canada. Once completed, VIDO will be the only non-government CL4 facility in Canada.

Construction is also underway for a new containment level 2-Ag animal facility to replace our original facility that opened in 1978. This facility will be capable of housing a wider range of animals including bats and insects—species that are often the source of new outbreaks. This new facility is more than 10 times larger than our original animal housing facility and will accommodate a wider range of species with substantial benefits to the animals including increased enrichment.

Community support is fundamental to our success. As such, a key part of these upgrades involves working with the VIDO Community Liaison Committee to ensure local community awareness. Infectious diseases will continue to threaten the health of humans and animals and these key advances will help ensure we have the capacity to develop solutions. Members of the community can contact the Community Liaison Committee with questions (vidocl@usask.ca).





BUSINESS DEVELOPMENT

STRATEGIC PARTNERSHIPS

Infectious diseases are a global issue and solutions development requires a collaborative international effort. For almost five decades, VIDO's global approach to research and development has been a defining characteristic and a key contributor in our success.

Since our inception we have worked with hundreds of Canadian and international groups to support product development. The opportunity for partners to openly engage with our experts and test new technologies in relevant models helps mitigate the risks involved in developing vaccine and therapeutic candidates. This enables more informed decisions when deciding whether to further clinical development efforts.

In addition to providing this research support, VIDO remains focused on expanding our international partnership network to best respond to global emerging diseases including those with pandemic potential.

During the past year we expanded our industrial, academic and government partnerships in the United States and Europe. This includes the following highlights:

- VIDO was the only organization in Canada and the ninth in the

world selected for the Coalition for Epidemic Preparedness Innovations' (CEPI) preclinical research network. CEPI is an alliance that finances and coordinates the development of new vaccines to prevent and contain infectious disease epidemics.

- VIDO was unanimously accepted as the first international organization in the Research Alliance for Veterinary Science and Biodefense BSL-3 Network (RAV3N). RAV3N is a partnership of 18 United States-based large biocontainment facilities focused on veterinary infectious diseases.
- We signed a research agreement with the Vaccine Formulation Institute (VFI). VFI (located in Geneva, Switzerland) develops open-access vaccine adjuvants and formulations to advance global vaccine development. Together, we aim to develop and test novel vaccine formulations for emerging pathogens as a unified response to future pandemics.

- VIDO continues to sign memorandums of understanding with international organizations to facilitate scientific partnering and enhance training opportunities through talent exchange. Our newest partners include the Pirbright Institute (United Kingdom), the Friedrich-Loeffler-Institut, Helmholtz Centre for Infection Research, and University of Bonn (Germany).

Following the strategic goals outlined in our transformational roadmap, VIDO will continue to build on our successes and strive to protect the world from infectious diseases.





VIDO's **Senior Leadership Team** and **Board of Directors** pictured alongside leaders from **Texas A&M University**—headquarters of the **Research Alliance for Veterinary Science and Biodefense BSL-3 Network (RAV3N)**



Volker Gerdts, along with **Jeremy Harrison** (Minister Responsible for Innovation Saskatchewan, Government of Saskatchewan), and **Samia Saad** (CEPI's Executive Director of Resource Mobilization and Investor Relations) pictured after signing an agreement for VIDO to join CEPI's preclinical research network.



USask President **Peter Stoicheff**, VIDO Director **Volker Gerdts** and Pirbright Institute Director **Bryan Charleston** pictured after signing a memorandum of understanding to expand collaboration and training.

FUNDING HIGHLIGHTS

With financial support from a diverse group of stakeholders, VIDO conducts leading-edge research and establishes infrastructure to improve prepared for the next pandemic.

VIDO receives funding support from governments, the livestock industry, foundations, human and animal health companies, and private and corporate donors. We are proud to highlight our philanthropic "Friends of VIDO" donors on pages 19-21 and our other contributors on the back cover.

Importantly, the benefit of this support goes beyond research and development. A recent Economic Impact Study performed by the Saskatoon Regional Economic Development Authority concluded VIDO's operations and construction projects contributed more than \$511 million to the economy and created or supported 2,375 full-time equivalent jobs in the last decade.

In the 2022/23 fiscal year, VIDO was awarded a second major investment from the Canada Foundation for Innovation Major Science Initiatives Fund (CFI-MSIF). This fund supports the ongoing operational needs of research facilities of national importance and will provide VIDO with \$53.9 million over the next six years. CFI-MSIF supported our containment level 3 facility in 2017, and this new award provides operational support for our entire organization.

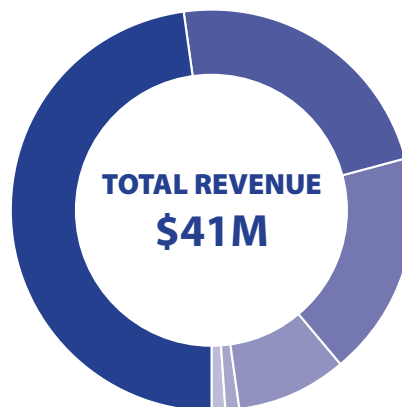
The COVID-19 pandemic led to a large spike in research activity which increased the total economic output from the organization. Specifically, VIDO tested more than 400 vaccines, antivirals, and therapeutics from around the world to help end the pandemic.

Due to our important role in Canada's

COVID-19 response, and our response to other emerging threats such as mpox virus, our revenue increased by 177% since the start of 2020. This is due to new research grants, contract research and investments supporting our growth as we become Canada's Centre for Pandemic Research. Expenses decreased by 4% over the previous year as expenditures slowed with declining COVID-19 focused

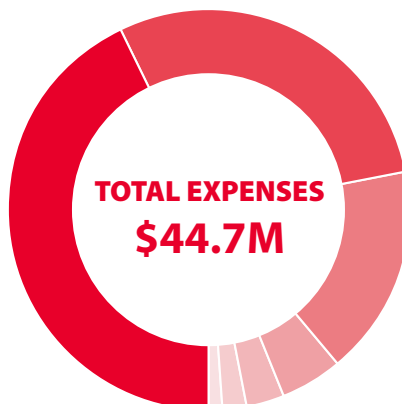
research activity.

We thank our contributors for supporting our team, research, and infrastructure upgrades. We look forward to fulfilling the next stages of our transformational roadmap, which will strengthen our impact in Canada and abroad.



OPERATIONAL AND RESEARCH FUNDING

- 48% Provincial
- 23% Federal
- 18% Non-Government
- 9% Other Funding
- 1% Other Governments
- 1% Donations



USE OF FUNDS

- 43% Materials and supplies
- 29% Salaries and benefits
- 17% Internal Cost Recoveries and Transfers
- 5% Capital Assets
- 3% Utilities
- 2% Maintenance
- 1% Travel and recruiting

DONOR ROLL

Since the launch of our Friends of VIDO campaign in 2020 we have received significant support from individual and corporate donors—members of our community that believe in and support VIDO’s vision.

This generous group is helping to further our efforts to stop emerging infectious diseases and future pandemics. This includes donations towards facility enhancements, new equipment, scientific training, and the establishment of research chairs and fellowship opportunities that attract the best scientists in the world to VIDO.

GIFTS OF \$1,000,000+

Gordon and Jill Rawlinson
Joseph Alfred Remail Family Foundation Inc.
Malcolm and Marilyn Leggett
Ron and Jane Graham
The Frank Ellen Remail Foundation
The Paul Albrechtsen Foundation

GIFTS OF \$500,00 TO \$999,999

Estate of Midori Brown

GIFTS OF \$100,000 TO \$499,999

Cherry Insurance
David and Cathy Sutherland
Don Ching and Darien Moore
Gord and Barb Broda
Henry and Peggy Hamm
Hospitals of Regina Foundation
Jerry and Tina Grandey
Jim Pattison Children’s Hospital Foundation
Jocelyn and Doug Richardson
MNP LLP
Neufeld Charitable Foundation
Royal University Hospital Foundation
Saskatchewan Blue Cross
Saskatoon City Hospital Foundation
Wheaton Family Foundation

GIFTS OF \$25,000 TO \$99,999

Audrey and Craig Rath
B’Nai Brith Saskatoon
James Estey
Kenneth and Shelby Love
Loraas
Lyle and Linda Garratt
Melissa and Frank Hayes
Merlin Motors Inc.
North Prairie Developments & Canwest
Commercial & Land Corp.
Sun Life Assurance Company
The Wyant Family
Wally and Colleen Mah

GIFTS OF \$5,000 TO \$24,999

Andrew Dunn
Bill Black
Cindy and Neil Cameron
ClearTech
Don and Marjorie Lenz
Flaman Group of Companies
Gary and Karin Corbin
Health Foundation-Lloydminster Region
Peter Kneeland
Richard Rooney
Rory and Rebecca McAlpine
Safari Club International – Sask Rivers Chapter
Saskatchewan Association of Rural
Municipalities
Saskatchewan Commission of Professional
Outfitters Incorporated
St. Gregor Cooperative Community Club
The Health Foundation of East Central
Saskatchewan
The Hodgson family
Thermo Fisher Scientific
Tom and Diane McClocklin
Five anonymous donors

GIFTS UP TO \$4,999

Adrian DeCorby
Amy Miller
Andrew MacKinnon
Andriy Nahachewsky
Anna Alderson
Anthony and Lynn Shyluk
Anurag Das
Art and Janet Postle
Barbara Pask
Barb Eatock
Bart and Cindy Hunter
Bob and Kathy Burnyeat
Brousseau Physical Therapy Prof. Corp.
Canada Equipment Dealers Foundation
Carmela Bocale
Carol Wilson
Ciara Richardson and Connor Devon Brousseau
Clinton and Sylvia Cory
Dailene Kells
Dale Schneider and Gloria L. Schneider
David Jukes
David Nahachewsky
David Shaw
Dawn Loewen
Dean and Janice Kolbinson
Debora Wawryk
Debra-Jo Shepherd
Dennis Desjardins
Dennis and Toni Beerling
Doreen and Warren Clubb
Douglas Gillett
Douglas Outhwaite
Gary Nott
Gilbert F. Geck
Grayce Schmitz
Grayson Peddle
Howard Schmitz
Ian and Meredith Sutherland





Isabel C. Bailey
Jackson Peddle
Jaime Lavallee
James and Vicki McClements
James Hill
James Taylor
Jan-Mark Gustafson
Jason Sand
John A. Kelvin
John and Sharon McDonald
Kamloops Stockmen's Association
Kathleen Wheler
Ken Howland and Marcia Clark
Kim Mysyk
Kristian and Janet Hawkins
Larry Meikle
Lawrence Dyck
Leila J. Goluboff and Steven S. Goluboff
Linda Charlton
Longhai Li
Lorne Hanson
Lyle and Gill Pittman
Mark and Nicole Smith-Windsor
Michael Hinds
Muriel Kolla
Nancy Kot
Natalie Kruger
Nutrien
Paulette Maglaque
Paul Radigan
Philip Wrubleski
Rhonda Jansen
Richard L. McIntyre and Shannon L. McIntyre
Robert Bespflug

Robert More
Rodney Spooner
Ross and Lorna Houseman
Rotary Club of Saskatoon
Rowasin Foundation Inc.
Rupesh Chawla
Rusu Financial Inc
Sabrina Ling
Sandra M. Fowler
Saskatoon Funeral Home
& The Edwards Family
Shandi Boser
Sharon and Daniel Spott
Sheryl McKee
Stephen Garth
Susan R. Leitch
Tamara Erhardt
Taras Nahachewsky and Christine
Alexandra Shalagan
Teresa Schmautz
Terrence McBride
Thomas Morris
Velda Beaman
Wendy Eyolfson
Yvonne Green
Yvonne Thome
27 anonymous donors

MONTHLY DONORS

Lionel and Marilyn Stehr

Donor roll to date as of December 8, 2023.



Become a Friend of VIDO and give a charitable donation:
www.vido.org/friendsofVIDO

2022-2023 COMMUNITY LIAISON COMMITTEE REPORT



2023 CLC members left to right: Vance McNab, Morgan Hackl, Susan Lamb, Volker Gerdts (VIDO), Dick Batten, Patricia Roe, Stacy Strom (VIDO)
Missing: Noreen Jeffrey, Verity Moore-Wright, Brian Gibbs, Simon Kapaj, Tracey Thue, Janice Hobbs

The Community Liaison Committee (CLC) is an example of best practices for containment facilities worldwide. Comprised of community leaders, the committee's role is to provide oversight and information to the public regarding safety and security at VIDO. The committee helps create and maintain an atmosphere of trust, confidence, and transparency with the public.

The CLC was created by the University of Saskatchewan to independently serve as to ensure full and open communication on safety issues related to VIDO.


The committee receives reports of incidents as soon as they happen but reviews them again at each meeting. In the 2022-2023 fiscal year we received reports of four incidents. These included two that were not related to containment research, one minor spill and a potential exposure (exposure was later ruled out). All incidents were resolved to the satisfaction of the committee with no risk to the public.

The committee also received updates relating to VIDO's strategic priorities including the Vaccine Development Centre and evolution to Canada's Centre for Pandemic Research.

The committee stays up to date on issues relating to infectious diseases, particularly as they apply to VIDO. The committee follows current issues by following credible science writers and researchers between meetings. The CLC also received regular updates from senior staff regarding work at VIDO including updates to animal housing infrastructure and security.

To better serve the community the committee provides a website (vidocl.c.ca). Members of the public can contact the committee at vidocl.c@usask.ca. The next public meeting will be held in 2024.

Susan Lamb
Chair, Community Liaison Committee





CONTRIBUTORS 2022-23

Advagene Biopharma Co.
Alberta Conservation Association
AnGes
Attenubiotics
Beef Cattle Research Council
Bill & Melinda Gates Foundation
Boston Children's Hospital
Camargo
Canadian Poultry Research Council
Canadian Swine Research and Development Cluster
CellGuard Science Co.
Chicken Farmers of Saskatchewan
Coalition for Epidemic Preparedness Innovations
Cytophage Technologies
Dechra Limited
Defence Therapeutics
Egg Farmers of Canada
Elanco
Emergent Biosolutions Canada
Entos Pharmaceutical
Government of Alberta
 Alberta Innovates
 Alberta Agriculture and Forestry
 Result Driven Agriculture Research
Government of Canada
 Agriculture and Agri-Food Canada
 Canada Foundation for Innovation
 Canadian Institutes of Health Research
 Department of National Defence
 International Development Research Centre
 Natural Sciences and Engineering Research
 Council Parks Canada
 Prairies Economic Development Canada
 Social Sciences and Humanities Research Council
Government of Saskatchewan
 Innovation Saskatchewan
 Ministry of Agriculture
 Ministry of Environment
 Saskatchewan Health Research Foundation
Government of the United States
 National Institutes of Health
 U.S. Department of Agriculture
 U.S. Department of Defense

Guangzhou Yuanbo Medical Tech Co.
Huvepharma
Immune Biosolutions
Institut Jules Bordet
Institute for AIM Medicine
Intervet
Janssen
Jarislowsky Chair in Biotechnology Management
Kamloops Stockmen's Association
KreaMedica
Living Skies
Mayo Clinic
Merck Animal Health
Mitacs
Molecular Partner
NorthTaste Flavourings
NanoSystems
Precision Nanosystems
ProMis Neurosciences
Research Institute of McGill University Health Centre
Royal University Hospital Foundation
Shandong Binzhou Animal Science and Veterinary Medicine Academy
State University of New York
The Hospital for Sick Children (SickKids)
University of Alberta
University of British Columbia
University of Calgary
University of Manitoba
University of Melbourne
University of Montana
University of Ottawa
University of Sydney
University of Victoria
Variation Biotechnologies
Virogin Biotech
Vitalmark Walter and Eliza Hall Institute of Medical Research (WEHI)
Washington State University
Yantai YEDA International Incubator for Biomedical Innovation



VACCINE AND INFECTIOUS DISEASE ORGANIZATION

University of Saskatchewan 120 Veterinary Road

Saskatoon, SK S7N 5E3

Phone (CA): 306-966-7465

Email: info@vido.org